



POLYTROPIC

Pool Heating Solutions




MORPHEO

Performance and customization



POLYCONNECT
INSIDE



**CUSTOMIZABLE
FRONT PANEL**



A HIGH-PERFORMANCE FULL-INVERTER HEAT PUMP WITH A CUSTOMIZABLE FRONT PANEL

for a better integration within its environment.

A Polytropic exclusivity!



Features and benefits



SIMPLE AND INTUITIVE OPERATION

A LCD touch screen to program, display the temperature and set time slots

Three operating modes: Heating, Cooling and Automatic.



INTELLIGENT OPERATING MODE

PolySmart Control: the heat pump autoregulates its output depending on the water and air temperature.

OPTIMAL PERFORMANCES



Optimal Twist: Titanium heat exchanger in a PVC housing, efficient and corrosion resistant.



2D Technology: inverter compressor, higher COP thanks to the Hz by Hz variable speed motor.



LOW NOISE LEVELS

Noise reduction insulation on all panels and rotation speed of the compressor and fan automatically adjusted to reduce noise to the minimum.



CONNECTED SOLUTION

PolyConnect inside : WiFi module included. Remote management with a smartphone and supervision by our TechniCenter.



DC Brushless: variable speed fan motor ensures optimal performance.



Reverse-cycle defrosting



ENERGY EFFICIENCY

- Full-Inverter Technology,
- Low impact R32 refrigerant,
- Enhanced COP.

INCLUDED ACCESSORIES : winter cover, 50 mm hydraulic connection kit, 4 «Silent block» anti-vibration pads, condensate drainage kit, multilingual user and maintenance manual.

PolySmart Control: a sizeable asset

EXCLUSIVE REGULATION AND ENERGY SAVINGS

- **Optimization of the power required for maintaining the temperature of the pool** by cross-referencing air temperature with water temperature data
- **Anticipation of the pool's energy needs** thanks to an advanced double-entry regulation.
- **An overall higher COP** during the season and **lower noise levels**.
- Inverter compressor with «oversized» exchangers = higher COP.
- Brushless variable speed fan = lower noise levels
- Combination of the Inverter compressor and the Brushless fan motor = **automatic regulation of the power when the pool does not require full power.**

3 OPERATING MODES



BOOST

The heat pump will raise its heating capacity to near full capacity in order to heat the pool water rapidly.



SMART

The output and the noise levels are automatically optimized considering the air and the water temperature.



ECO-SILENT

the maximum power output is limited in order to prioritize noise over heating power.

HIGHER COP



LOWER electricity bill




LOWER noise levels



BETTER user comfort

Technical specifications

MODEL	Morpheo XXS	Morpheo XS	Morpheo S	Morpheo S+
Recommended pool size*	15-35 m ³	35-45 m ³	45-55 m ³	55-65 m ³
Air 26°C / Water 26°C / Humidity 80%				
Energy Output BOOST mode	6,5 kW	7,5 kW	9,5 kW	12,5 kW
COP BOOST mode	5,7	5,3	6,0	5,1
Energy Output SMART mode	6,5 ~ 2,9 kW	7,5 ~ 3,2 kW	9,5 ~ 3,7 kW	12,5~ 4,2 kW
COP SMART mode	7,6 ~ 5,7	10,2 ~ 5,3	9,4 ~ 6,0	9,8 ~ 5,1
Energy Output ECO-Silent mode	2,9 kW	3,2 kW	3,7 kW	4,2 kW
COP ECO-Silent mode	7,6	10,2	9,4	9,8
Air 15°C / Water 26°C / Humidity 70%**				
Energy Output BOOST mode	5,0 kW	6,1 kW	7,7 kW	9,1 kW
COP BOOST mode	4,5	4,2	4,4	4,1
Energy Output SMART mode	5,0 ~ 2,5 kW	6,1 ~ 2,7 kW	7,7 ~ 3,2 kW	9,1 ~ 3,6 kW
COP SMART mode	5,1 ~ 4,5	6,2 ~ 4,2	6,4 ~ 4,4	6,7 ~ 4,1
Energy Output ECO-Silent mode	2,5 kW	2,7 kW	3,2 kW	3,6 kW
COP ECO-Silent mode	5,1	6,2	6,4	6,7
Noise level min-max (at 10 m) CTTM certified***	24 ~ 26 dB(a)	24 ~ 28 dB(a)	28 ~ 31 dB(a)	26 ~ 32 dB(a)
Noise level min-max (10 m) acc. EN ISO 3744 : 2010	21 ~ 24 dB(a)	23 ~ 26 dB(a)	24 ~ 28 dB(a)	25 ~ 30 dB(a)
Temperature working range	-3°C -> 38°C			
Components				
Compressor	2D Technology 			
Expansion valve	Electronic			
Exchanger	Optimal Twist			
Housing	UV resistant ABS housing panels, sound insulation of the panels			
Refrigerant	R32			
Installation				
Hydraulic connections	1,5" / 50 mm			
Power	230V / 1~+N / 50 Hz			
Circuit breaker and cable size (for 20m)	C 10 A (3G2,5 mm ²)	C 10 A (3G2,5 mm ²)	C 16 A (3G2,5 mm ²)	C 16 A (3G2,5 mm ²)
Power Input Max (air 28°C)	1,2 kW	1,6 kW	1,8 kW	2,2 kW
Minimum water flow	4 m ³ /h			5 m ³ /h
Dimensions in mm (L x l x h)	850 x 320 x 605			
Weight (net)	48 kg	50 kg	52 kg	54 kg

* May to September with cover.

** Tests run with air temperature of 15°C, water inlet temperature of 26°C and water outlet temperature of 28°C in order to define the required water flow, heating capacity and consumption. In accordance with FPP recommendations (French Pool Federation).

***The BOOST and ECO mode noise levels at 10 m are certified by the independent testing laboratory of Centre de Transfert de Technologie du Mans (CTTM) according to EN ISO 3741 : 2010.


An exclusive system

INNOVATION!

The Morpheo pool heat pump is equipped with the exclusive fast replacement front panel system to offer a custom look.

- + Discretion: for a better integration in the garden
- + Design: an attractive and differentiating look
- + Customization: a heat pump with a «made-to-measure» look

Delivered as standard with a Dark Carbon ABS front panel - Three optional colors and materials are available:




DARK CARBON
standard



WOOD
(FSC wood from well-managed forests)
optional



BLACK
Matte ABS
optional



CRISTAL
White glossy metal
optional

Easily replace the panel thanks to the exclusive 6-point mounting system ◯



Easily connect the heat pump by scanning the QR code, control via the free app and get secure remote monitoring for preventive maintenance and remote diagnosis by Polytropic technicians.



The Polyconnect application offers an additional 2 Year warranty on all parts *

